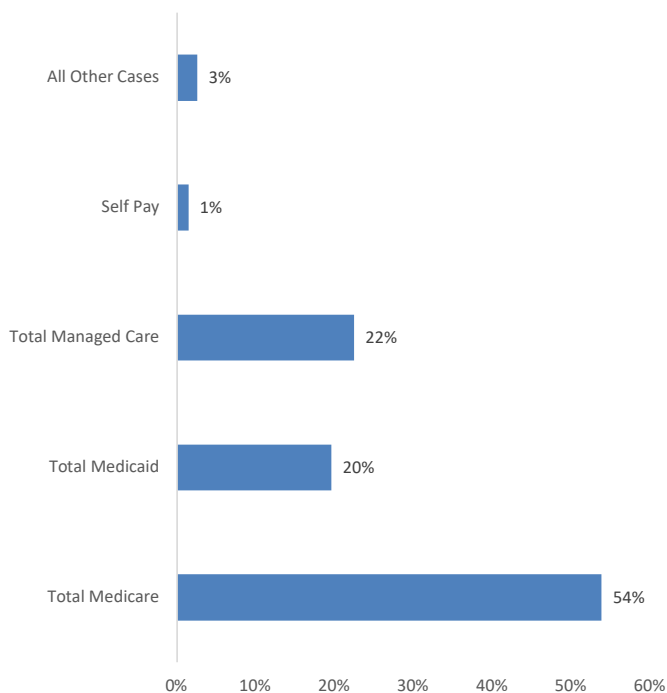
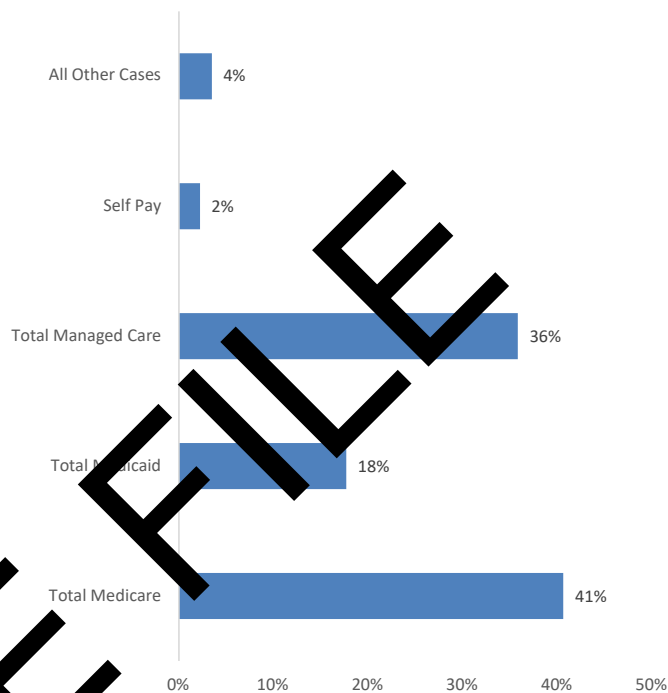


Report
2nd Qt 2023
Western Pennsylvania Payor Mix

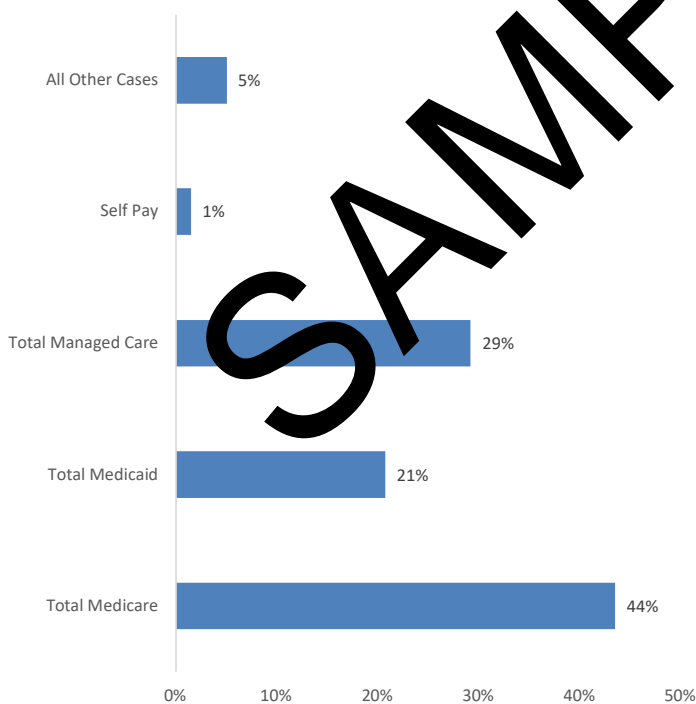
Western Pennsylvania
Inpatient Payor Mix



Western Pennsylvania
Outpatient Payor Mix



Western Pennsylvania
Observation Payor Mix



	IP Cases	OP Cases	OBS Cases	Total Cases
Total Medicare	66,070	1,292,968	16,785	1,375,824
Total Medicaid	24,028	563,101	7,996	595,125
Total Managed Care	27,552	1,140,819	11,267	1,179,639
Self Pay	1,792	71,401	575	73,769
All Other Cases	3,180	111,691	1,946	116,816
Total	122,622	3,179,980	38,570	3,341,172

Note: In some instances, hospitals were not able to breakout all insurance categories for survey completion purposes. Therefore, "All Other Cases" include portions of Medicare, Medicaid, and Managed Care for these hospitals.